

## ABOUT TIMES-7

We are a high-tech company specializing in the design and manufacture of RAIN (UHF) RFID antennas.

Our journey began in 2006, when Times-7 was founded. Since then, we have developed the largest portfolio of fixed RAIN RFID reader antennas, which are famous for their quality and performance.

We are based in Lower Hutt, New Zealand, but our reach extends worldwide as we export our products through our authorized partner network.

In addition to our world-class products and in-depth expertise, our customers appreciate Times-7's customer service and technical support.

We are responsive in supporting a large global customer base and ensuring the success of our customer's implementations.

Times-7 Research Ltd  
10 Te Puni Street,  
Lower Hutt  
Wellington 5012  
New Zealand

NEW ZEALAND  
P: +64 4 974 6566


USA/CANADA  
P: +1 408 769 5025

E: [sales@times-7.com](mailto:sales@times-7.com)

W: [www.times-7.com](http://www.times-7.com)



Patent Info: [www.times-7.com/patents](http://www.times-7.com/patents)



The A1115 True NearField Antenna is your solution for precise “near-zone only” tag detection. This specialized antenna excels in applications involving metals, liquids, and other challenging materials that can be elusive for far-field antennas. With its radiative near-field components, the A1115 ensures reliable tag reads within a tightly confined read zone.

What sets the True NearField antenna series apart is its versatile design, available in three dimensions – from a compact 154 x 154mm to a 604 x 304mm footprint. You can choose between classic black or white to suit your aesthetics.

Mounting the A1115 is effortless, thanks to integrated rear-side mounting holes for secure installation with screws. Alternatively, you could choose to use the provided self-adhesive rubber feet kit to prevent antenna slippage.

## Ordering Information

**Note: Please quote product code, band, cable & part number**

*Antenna Product Code	Band	Part Number
A1115 Black	ETSI 865-868 MHz	75244
A1115 Black	FCC 902-928 MHz	75242
A1115 White	ETSI 865-868 MHz	75241
A1115 White	FCC 902-928 MHz	75243
*Mounting Accessories Product Code	Band	Part Number
Mounting Plate 4mm	N/A	71943
Mounting Plate 6mm	N/A	71757
*Cable Accessories Product Code	Cable Type	Part Number
Cable 2m, SMA to RPTNC	T7 195 / 240 / 400	71436 / 71782 / 72042
Cable 4m, SMA to RPTNC	T7 240 / 400	71784 / 72043
Cable 6m, SMA to RPTNC	T7 240 / 400	71904 / 72044
Cable 8m, SMA to RPTNC	T7 240 / 400	71788 / 72045

\*RoHS & CE compliant

View the Times-7 Cable Accessory datasheet [here](#).

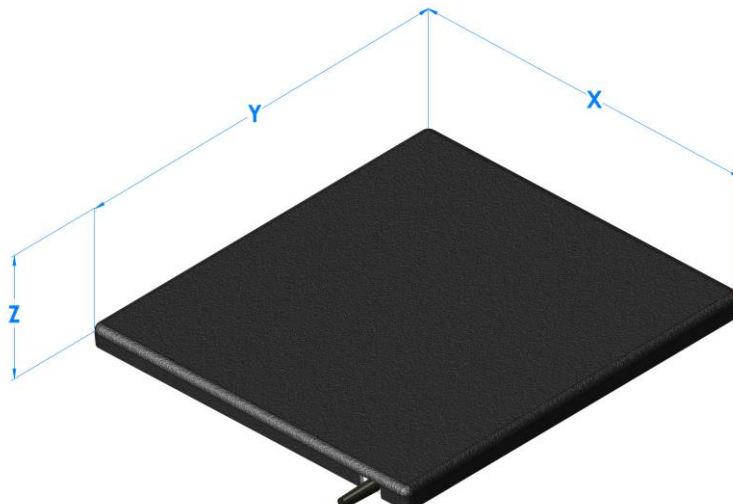
## Physical / Environmental Specifications

<b>Dimensions Unboxed:</b> Length (x) x Width (y) x Depth (z)	154 x 154 x 8.5mm 6.06 x 6.06 x 0.33"
<b>Boxed Unit Dimensions:</b> (L x W x D)	285 x 235 x 15mm 11.22x 9.25 x 0.59"
<b>Weight:</b>	Net: 0.154kg / 0.34lbs. Gross: 0.183kg / 0.41lbs.
<b>Radome Material:</b>	Flame retardant ABS
<b>Environmental Rating:</b>	IP54
<b>Operating / Storage Temperature:</b>	0° to + 50°C / -30° to + 50°C +32° to +122°F / -22° to +122°F
<b>Mounting:</b>	Integrated mounting holes Optional rubber feet included (20 x 20 x 1.45mm)
<b>Connector Type:</b>	SMA female fly lead
<b>Cable Type / Length:</b>	RG316 / 482mm / 19"

## Electrical Specifications

<b>Frequency Range:</b>	865-868 MHz (ETSI) / 902-928 MHz (FCC)
<b>Polarization:</b>	Near-field
<b>VSWR:</b>	1.95 typical
<b>Nominal Impedance:</b>	50Ω
<b>Anti-static Protection:</b>	Yes, DC Grounded
<b>Antenna Detection:</b>	10KΩ Resistance
<b>Maximum Input Power:</b>	3W

## Azimuth Planes



## Applications

### Metal and Liquids

For applications dealing with metals or liquids, this antenna is an optimal choice. Its near-field energy remains unaffected by the potential side effects of these challenging materials, ensuring a consistent read range and reliable tag reads.



### Point of Sale (POS)

Employing a near-field antenna in POS systems offers an effective means of expediting the identification process at the checkout counter. With an NF antenna, all appropriately tagged items placed on the antenna can be instantly and accurately identified, while mitigating the risk of stray reads from passing items.



### Shelving

Near-field antennas used in shelving applications offer a close read range, enabling the tracking of items on each shelf without picking up stray signals from nearby shelves or passing items. This results in a more precise and focused read area, providing visibility over the specific items you aim to track.




## Mounting Information

Secure the antenna on flat surfaces either by using mounting screws or opting for a VESA mounting plate tailored for the True NearField Antenna Series. Discreetly positioned on the rear side, the mounting holes won't compromise performance when drilled through. For detailed instructions, check out our [mounting guide](#).

If drilling is not an option, each antenna comes with a self-adhesive rubber feet kit. Simply attach these to the integrated mounting holes to prevent slippage.



**Integrated Mounting Holes**



**Self-Adhesive Rubber Feet**

## Installation Instructions

Ensure that only finger tightness is used for the SMA connector. Use of tools to tighten the connector will apply excessive force and will damage the connector.

Avoid any excessive pulling force on the cable and be mindful of its bend radius to prevent damage and ensure proper functioning.

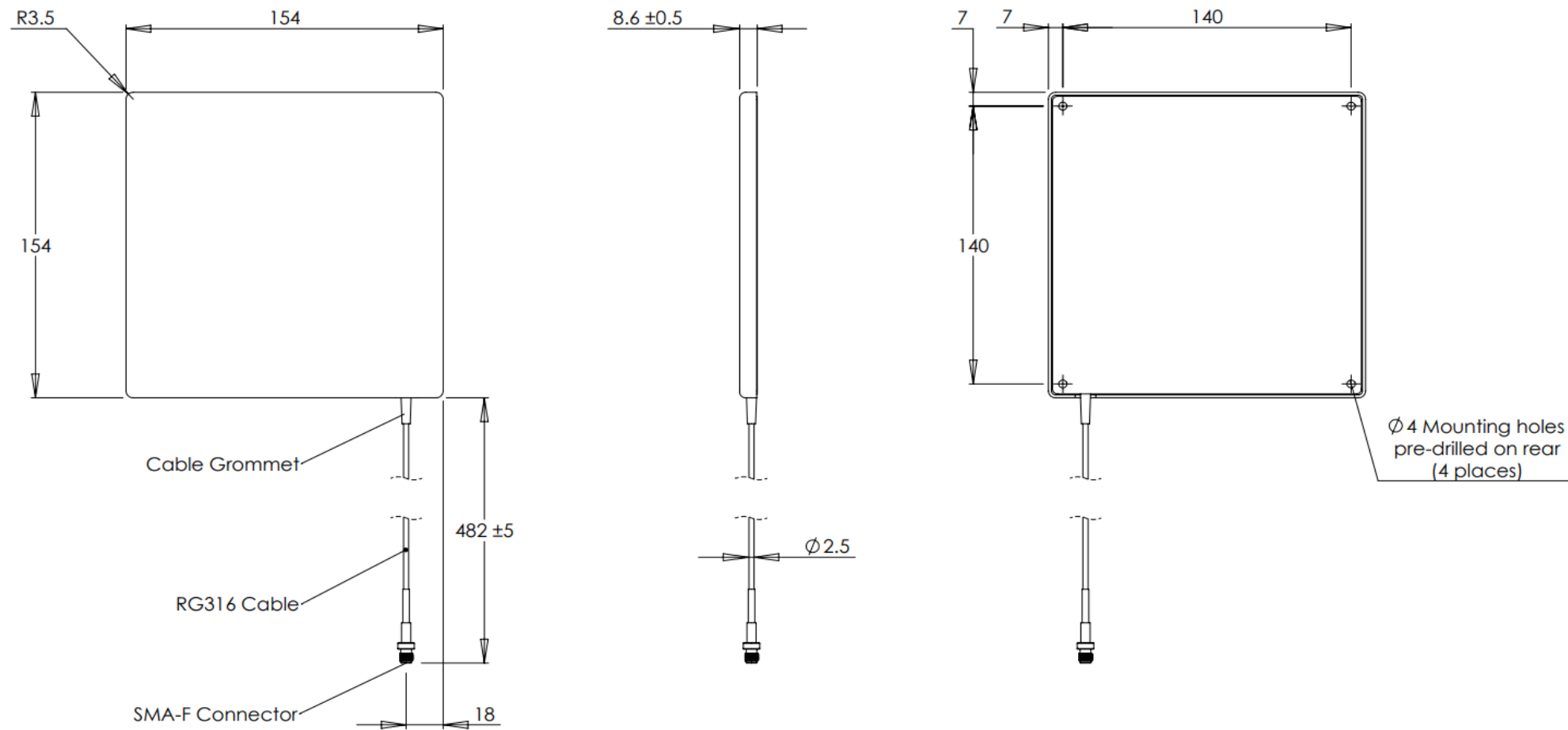
View the Times-7 Cable Accessory datasheet [here](#).

For additional information such as RoHS, CE, REACH or CAD models please contact us at [sales@times-7.com](mailto:sales@times-7.com).

The technical data contained in this publication is not a guarantee for which Times-7 Research Ltd assumes legal accountability. It is indicative of typical performance, and if required, should be relied on for specific applications only after due verification. All technical data, specifications, and other information contained herein are deemed the proprietary intellectual property of Times-7 Research Ltd. No reproduction, copy, or use thereof may be made without the express written consent of Times-7 Research Ltd.

Times-7 and the stylized T-7 Antennas logo are trademarks or registered trademarks of Times-7 Research Ltd. All other trademarks are the property of their respective owners.  
©2023 Times-7 Research Ltd. All rights reserved. Specifications are subject to change without notice.

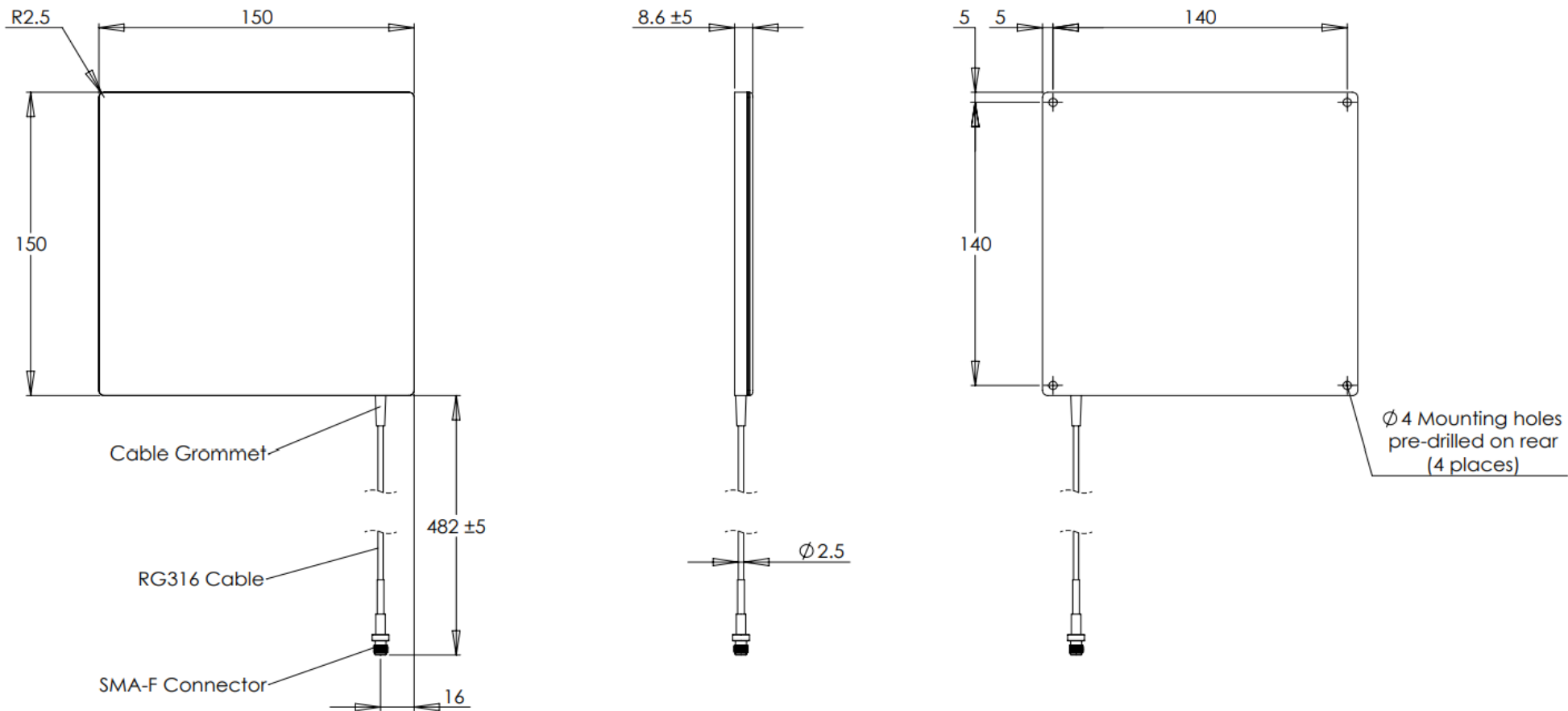
Mechanical Drawing for the A1115 True NearField Antenna (Formed Radome)



Part No.	Description
75240	A1115 True NearField Antenna (Formed Radome) ETSI - BLACK
75242	A1115 True NearField Antenna (Formed Radome) FCC - BLACK
75241	A1115 True NearField Antenna (Formed Radome) ETSI - WHITE
75243	A1115 True NearField Antenna (Formed Radome) FCC - WHITE

THE INFORMATION CONTAINED IN THIS DRAWING IS THE SOLE PROPERTY OF TIMES-7 LTD. ANY REPRODUCTION IN PART OR AS A WHOLE WITHOUT THE WRITTEN PERMISSION OF TIMES-7 IS PROHIBITED.		DIMENSIONS ARE IN mm UNLESS OTHERWISE SPECIFIED TOLERANCES: NO DECIMAL PLACES ± 1 ONE PLACE DECIMAL ± 0.8			DESCRIPTION A1115 True NearField Antenna (Formed Radome)	
DRAWN BY: Maria Price		DATE: 26-10-23			SIZE	PART NO.
APPROVED BY: Peter Wilcock		DATE: 26-10-23		A3	Refer to table	
				DO NOT SCALE DRAWING		SHEET 1 OF 1

Mechanical Drawing for the A1115 True NearField Antenna (Flat Radome)



Part No.	Description
72027	A1115 True NearField Antenna (Flat Radome) ETSI - BLACK
72028	A1115 True NearField Antenna (Flat Radome) FCC - BLACK
72029	A1115 True NearField Antenna (Flat Radome) ETSI - WHITE
72030	A1115 True NearField Antenna (Flat Radome) FCC - WHITE

THE INFORMATION CONTAINED IN THIS DRAWING IS THE SOLE PROPERTY OF TIMES-7 LTD. ANY REPRODUCTION IN PART OR AS A WHOLE WITHOUT THE WRITTEN PERMISSION OF TIMES-7 IS PROHIBITED.		DIMENSIONS ARE IN mm UNLESS OTHERWISE SPECIFIED TOLERANCES: NO DECIMAL PLACES ± 1 ONE PLACE DECIMAL ± 0.8		DESCRIPTION A1115 True NearField Antenna (Flat Radome)	
DRAWN BY: Maria Price		DATE: 26-10-23		SIZE <b>A3</b>	
APPROVED BY: Peter Wilcock		DATE: 26-10-23		PART NO. Refer to table	
				DO NOT SCALE DRAWING	
				SHEET 1 OF 1	