

**ABOUT TIMES-7**

We are a high-tech company specializing in the design and manufacture of RAIN (UHF) RFID antennas. Founded in 2006, Times-7 has developed the largest portfolio of fixed RAIN RFID reader antennas. Based in Lower Hutt, New Zealand we export all over the world through an authorized network.

Times-7 antennas are famous for their quality and performance.

In addition to our world-class products and in-depth expertise, our customers appreciate Times-7's customer service and technical support. We are responsive in supporting a large global customer base and ensuring the success of our customer's implementations.

Times-7 Research Ltd  
10 Te Puni Street  
Lower Hutt 5012  
New Zealand

NEW ZEALAND  
P: +64 4 974 6566

USA/CANADA  
P: +1 408 769 5025

E: [sales@times-7.com](mailto:sales@times-7.com)

[www.times-7.com](http://www.times-7.com)



The SlimLine A7040

Ultra-low profile linear polarised flat panel antenna

Just 8 mm / 0.3 in. thick  
IP65

Typical applications:  
Jewelry, retail, industrial / workshop tool tracking & any shelving / cabinet application

Part of the SlimLine range of multi-purpose antennas, the A7040 is sought after for RFID deployments from retail product tracking to industrial / workshop tool tracking.

At just 8 mm / 0.3 in. thick, the durable, high performance A7040 is specifically designed for real-time asset / product identification & inventory management. Custom lengths are available.

**Order Information**

**Ordering Information (please quote product code, band / cable type & part no.)**

Antenna Product Code	Band	Part No.
A7040	ETSI 864-868 MHz	71201
A7040	FCC 902-928 MHz	71204
Cable Accessories Product Code	Cable Type	Part No.
Cable 2 m, SMA to RPTNC	LMR 195 / 240 / 400	71436 / 71782 / 72042
Cable 4 m, SMA to RPTNC	LMR 240 / 400	71784 / 72043
Cable 6 m, SMA to RPTNC	LMR 240 / 400	71904 / 72044
Cable 8 m, SMA to RPTNC	LMR 240 / 400	71788 / 72045

\*Built in New Zealand. ROHS & CE compliant.

View the Times-7 Cable Accessory datasheet [here](#)

## Specifications

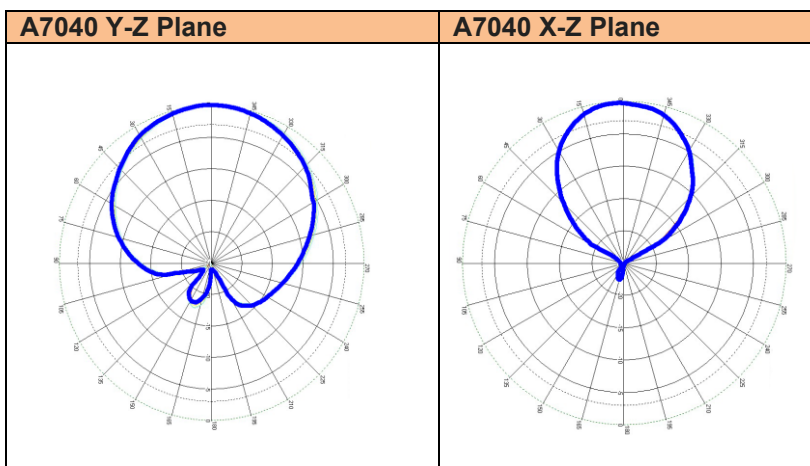
### Physical / Environmental Specifications

Dimensions unboxed:	400 mm x 250 mm x 7.9 mm
Length (x) x Width (y) x Depth (z)	15.74" x 9.84" x 0.31"
Boxed unit dimensions (L x W x D)	620mm x 335mm x30mm 24.4" x 13.18" x 1.18"
Net Weight	0.88 kg / 1.94 lbs.
Gross Weight:	1.2 kg / 2.65 lbs.
Radome Material:	Fire retardant ABS
Environmental Rating:	IP65
Operating / Storage Temperature:	-20° to +55°C / -30° to +65°C -4° to +131°F / -22° to +149°F
Connector type / position:	SMA female side fly lead (300 mm / 1')

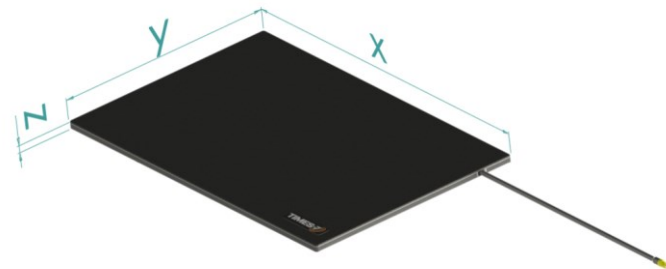
## Electrical Specifications

Frequency Range:	864-868 MHz / 902-928 MHz
Polarization:	Linear
Far-field Gain:	7.5 dBi typical
Far-field 3 dB beamwidth: *	80° in yz-plane, 45° in xz-plane
VSWR	1.6 typical
Front to back ratio:	22 dB
Nominal impedance:	50 Ω
Anti-static protection:	Yes, DC grounded
Antenna detection	10 K Ω resistance
Maximum Input Power:	3 W

## Radiation Pattern



## Azimuth Planes



## Installation Instructions

- Ensure that only finger tightness is used for the SMA connector. Use of tools to tighten the connector will apply excessive force and will damage the connector.
- Avoid any load or bending force from the cable on the connector.

## Applications

### Jewelry

Using RFID tags on jewelry allows you to instantly inventory everything. With the A7040 antenna, you'll be able to track all pieces of expensive jewelry accurately and confidently.




### Retail

The A7040 Antenna can easily be deployed in space constrained environments such as retail. With its low-profile design, this antenna blends well into the retail back drop.



### Workshop / Industrial Tools

A tool tracking system automates all tool inventory management procedures by using RFID tags, and antennas. With the A7040 antenna you can identify, track and control tools in real-time throughout the workday.



### OUR GLOBAL NETWORK

In addition to our world-class products and in-depth expertise, Times-7 is known for their quality of customer service and technical support. We place emphasis on our responsiveness in supporting a large global customer base and ensuring the success of our customer's implementations.

Times-7 Research Ltd  
10 Te Puni Street  
Lower Hutt 5012  
New Zealand

NEW ZEALAND  
P: +64 4 974 6566

USA/CANADA  
P: +1 858 225 2214

E: [sales@times-7.com](mailto:sales@times-7.com)

[www.times-7.com](http://www.times-7.com)

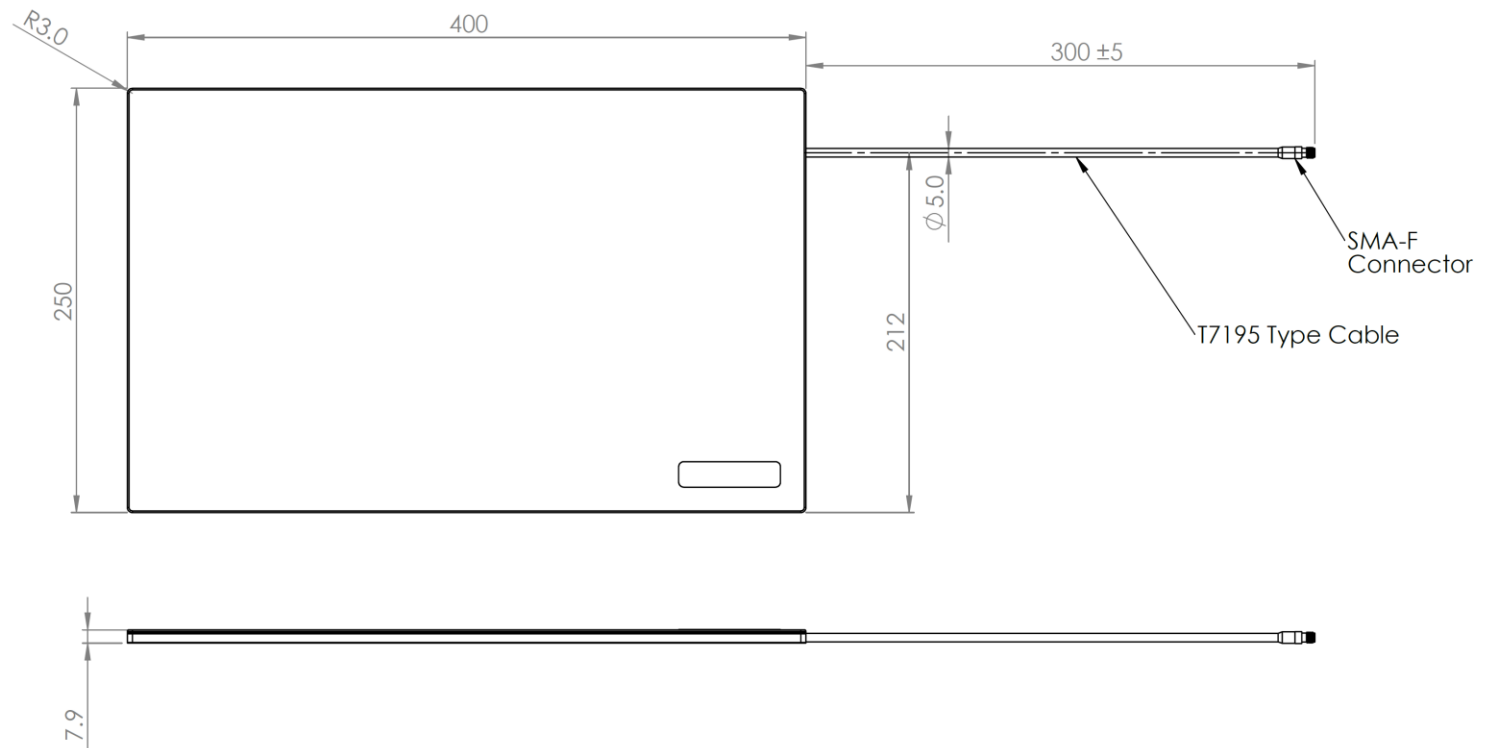
The technical data contained in this publication is not a guarantee for which Times-7 Research Ltd assumes legal accountability. It is indicative of typical performance, and if required should be relied on for specific applications only after due verification.

All technical data, specifications and other information contained herein are deemed to be the proprietary intellectual property of Times-7 Research Ltd. No reproduction, copy or use thereof may be made without the express written consent of Times-7 Research Ltd.

Times-7, and the stylized T-7 Antennas logo are trademarks or registered trademarks of Times-7 Research Ltd. All other trademarks are the property of their respective owners.  
© 2022 Times-7 Research Ltd. All rights reserved. Specifications are subject to change without notice.  
Datasheet v3.0

Mechanical Drawing for the A7040

Linearly polarized  
 parallel to the long  
 edge of the  
 antenna



THE INFORMATION CONTAINED IN THIS DRAWING IS THE SOLE PROPERTY OF TIMES-7 LTD. ANY REPRODUCTION IN PART OR AS A WHOLE WITHOUT THE WRITTEN PERMISSION OF TIMES-7 IS PROHIBITED.		DIMENSIONS ARE IN mm UNLESS OTHERWISE SPECIFIED TOLERANCES: NO DECIMAL PLACES ± 1 ONE PLACE DECIMAL ± 0.5				DESCRIPTION A7040 Antenna	
DRAWN C Wilson	SIGNATURE 	DATE 10/06/2019	SIZE A3	PART NO. 71201 (ETSI) , 71204 (FCC)	REV B	DO NOT SCALE DRAWING	
APPROVED R Lopez	SIGNATURE 	DATE 11/06/2019	SHEET 1 OF 1				