

ABOUT TIMES-7


We are a high-tech company specializing in the design and manufacture of RAIN (UHF) RFID antennas.

Our journey began in 2006, when Times-7 was founded. Since then, we have developed the largest portfolio of fixed RAIN RFID reader antennas, which are famous for their quality and performance.

We are based in Lower Hutt, New Zealand, but our reach extends worldwide as we export our products through our authorized partner network.

In addition to our world-class products and in-depth expertise, our customers appreciate Times-7's customer service and technical support.

We are responsive in supporting a large global customer base and ensuring the success of our customer's implementations.



A6031 Circularly Polarized Antenna



Authorized Reseller: **RFID4UStore**
www.rfid4ustore.in
 91 9205947800

Times-7 Research Ltd
 10 Te Puni Street
 Lower Hutt 5012
 New Zealand

NEW ZEALAND
 P: +64 4 974 6566

USA/CANADA
 P: +1 408 769 5025

E: sales@times-7.com

W: www.times-7.com



Patent Info: times-7.com/patents

Part of the SlimLine range of multi-purpose antennas, the A6031 Circularly Polarized Antenna is an ultra-low profile flat panel antenna for UHF RFID applications in customer-facing or space-conscious environments. With a 4m / 13ft. read range, the A6031 is similar in size and weight to a Tablet PC and can easily blend into any office or retail environment.

Order Information

Note: Please quote product code, band, cable type & part number

*Antenna Product Code	Band	Part No.
A6031	ETSI 865-868 MHz	70804
A6031	FCC 902-928 MHz	70810
Mounting Accessories Product Code		Part No.
Mounting Plate (A6031 / B6031)	ETSI and FCC	71631
Cable Accessories Product Code	Cable Type	Part No.
Cable 2m, SMA to RPTNC	T7195 / 240 / 400	71436 / 71782 / 72042
Cable 4m, SMA to RPTNC	T7 240 / 400	71784 / 72043
Cable 6m, SMA to RPTNC	T7 240 / 400	71904 / 72044
Cable 8m, SMA to RPTNC	T7 240 / 400	71788 / 72045

*Built in New Zealand. ROHS & CE compliant.

View the Times-7 Cable Accessory datasheet [here](#)

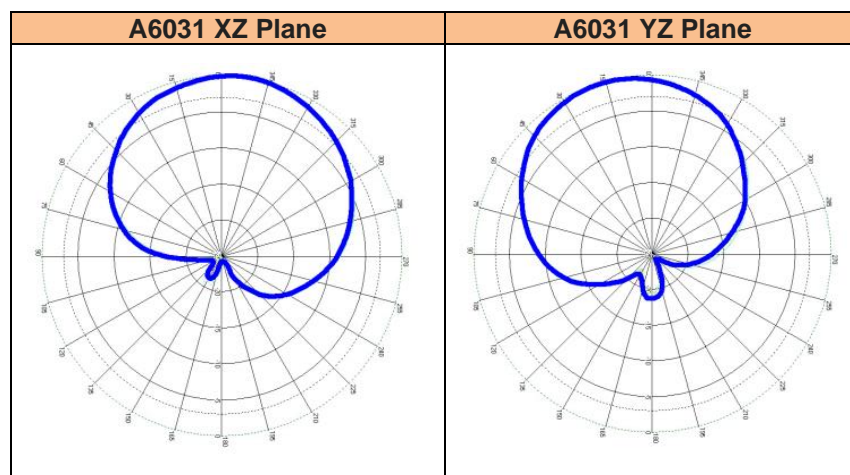
Physical and Environmental Specifications

Dimensions unboxed:	274 x 213 x 12.2mm
Length (x) x Width (y) x Depth (z)	10.78x 8.38 x 0.48"
Boxed unit dimensions:	295 x 255 x 25 mm
(L x W x D)	11.61 x 10.03 x 0.98"
Weight:	Net: 0.6kg / 1.3lbs. Gross: 0.75kg / 1.65lbs.
Radome Material:	Fire retardant ABS
Environmental Rating:	IP65
Operating / Storage Temperature:	-20° to +55°C / -30° to +65°C -4° to +131°F / -22° to +149°F
Mounting:	Integrated mounting holes / Universal mounting brackets for rack (VESA) mounting available
Connector type / position:	SMA female side fly lead (324mm / 12.8")
Vibration:	IEC 68-2-6 (10 to 150 Hz, 0.5g, 1 hr. / 2 axes, Random Vibration)
Humidity:	IEC 68-2-30 (+25° to +55°C / +77° to +131°F / 24 hr. cycle of at least 90% relative humidity)
Cold Test:	IEC 68-2-1 (-40°C / -40°F / 24 hr.)
Heat Test:	IEC 68-2-2 (+70°C / +158°F / 24 hr.)
Temperature Shock Test:	IEC 68-2-1 (10 cycles of 30 mins. at -40°C / -40°F followed by 30 mins. at +70°C / +158°F and back)

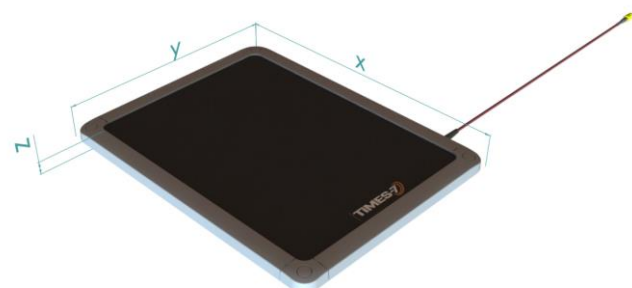
Electrical Specifications

Frequency Range:	865-868 MHz / 902-928 MHz
Polarization:	RHCP (Right Hand Circular Polarized)
Far-field Gain:	4dBiC typical
Far-field 3dB beamwidth: *	80° in both planes
VSWR:	1.4 typical
Front to back ratio:	-18dB
Axial ratio:	2 dB at boresight
Nominal Impedance:	50Ω
Anti-static protection:	Yes, DC Grounded
Antenna Detection:	10K Ω resistance
Maximum Input Power:	3W

Radiation Pattern




*Azimuth Planes



Mounting Information

Mounting Bracket

The Times-7 Mounting Plate for the A6031 is designed to support VESA brackets. For exact dimension, please refer to the mechanical drawings. For instructions on how to attach the bracket to the antenna please click [here](#).



Installation Instructions

- Ensure that only finger tightness is used for the SMA connector. Use of tools to tighten the connector will apply excessive force and will damage the connector.
- Avoid any load or bending force from the cable on the connector.

Applications

Retail Inventory Management

Easily track your entire sales process and product management with real-time updates using the A6031 antenna. This antenna provides increased visibility on inventory locations.



Office Asset Tracking

The A6031 is perfect for automating the management and locating process of physical assets such as office equipment.

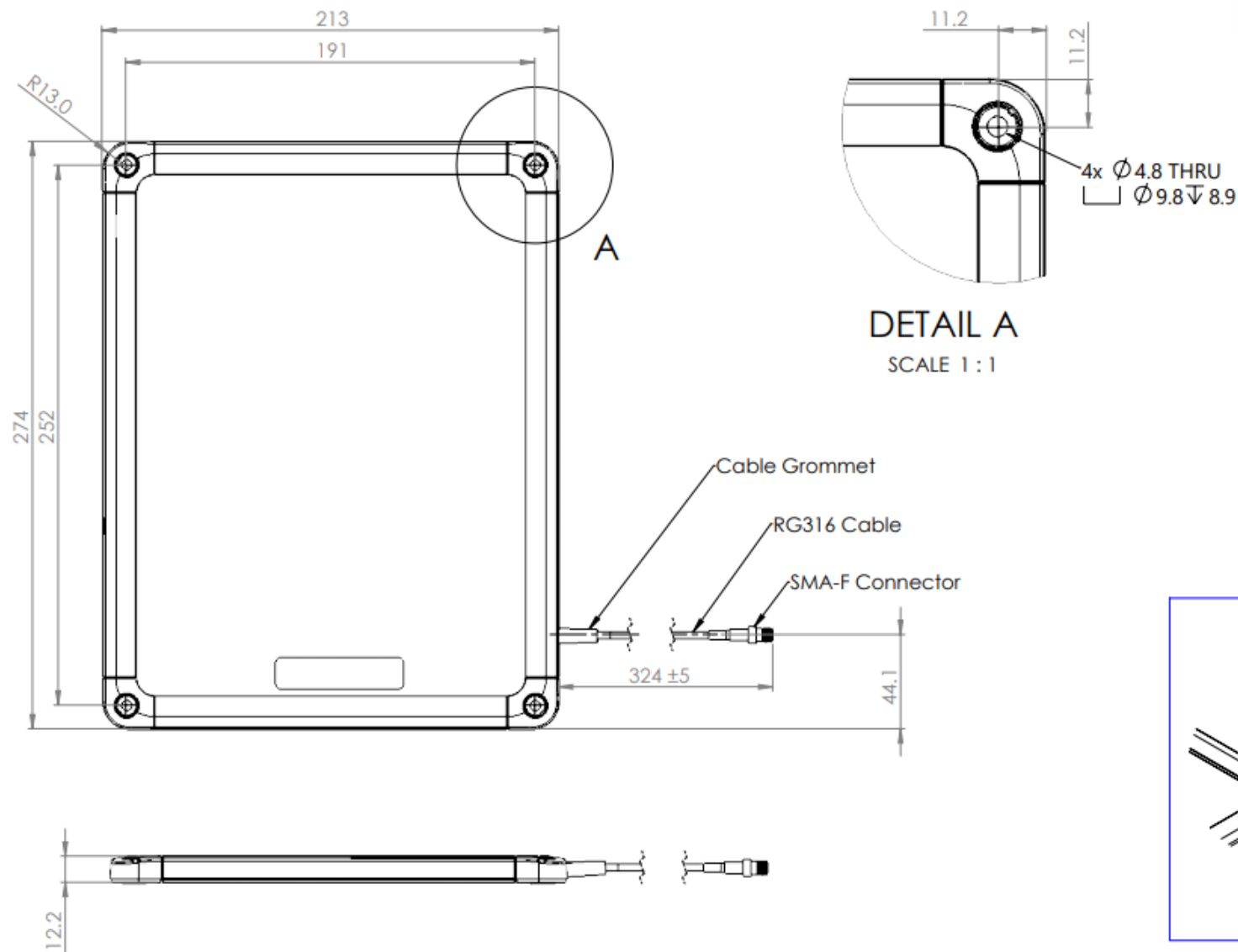


The technical data contained in this publication is not a guarantee for which Times-7 Research Ltd assumes legal accountability. It is indicative of typical performance, and if required should be relied on for specific applications only after due verification.

All technical data, specifications and other information contained herein are deemed to be the proprietary intellectual property of Times-7 Research Ltd. No reproduction, copy or use thereof may be made without the express written consent of Times-7 Research Ltd.

Times-7, and the stylized T-7 Antennas logo are trademarks or registered trademarks of Times-7 Research Ltd. All other trademarks are the property of their respective owners.
© 2023 Times-7 Research Ltd. All rights reserved. Specifications are subject to change without notice.

Mechanical Drawing for the A6031 Circularly Polarized Antenna



THE INFORMATION CONTAINED IN THIS DRAWING IS THE SOLE PROPERTY OF TIMES-7 LTD. ANY REPRODUCTION IN PART OR AS A WHOLE WITHOUT THE WRITTEN PERMISSION OF TIMES-7 IS PROHIBITED.		DIMENSIONS ARE IN mm UNLESS OTHERWISE SPECIFIED TOLERANCES: NO DECIMAL PLACES ± 1 ONE PLACE DECIMAL ± 0.5		DESCRIPTION A6031 Antenna	
DRAWN C Wilson	SIGNATURE 	DATE 21/05/2019	SIZE A3		PART NO. 70804 (ETSI) , 70810 (FCC)
APPROVED R Lopez	SIGNATURE 	DATE 11/06/2019	DO NOT SCALE DRAWING		REV B SHEET 1 OF 1

